

HOW STUDENTS CAN PARTICIPATE IN THE ONLINE SALES FUNDRAISER

Parents go to our website: www.americanconcepts.com and click on the "ONLINESHOP" icon at the top of the page.



Register your child to receive a Seller ID number that starts with "C": <https://cataloghost.com/american>

Register Your Seller

Create a free seller account where you can promote your fundraiser, send shopping invitations, and more!

[Register Now](#)

New Account

Student Name

Email Information

Choose a username

Choose password

Program Information

[Create Account](#)

Student returns to <https://cataloghost.com/american> and signs in at the top of the page.

Then login....

CUSTOMERS LOGIN



If you have an account, sign in with your email address.

Email *

BEVERLY.EDEN@birdvilleschools.net

Password *

Login

[Forgot Your Password?](#)

Ok

This window is populated....

Welcome to Cataloghost.com

Your one-stop resource for managing your fundraising activities. Spread the word, manage contacts, view orders and enter your sales.

Welcome, ROBBIN!

User: **ROBBIN1**
Seller ID: **C004002**
Program ID: **170501300**
Organization:

View Orders

Use CatalogHost.com to track your sales, both everytime someone purchases something for you.

Manage My Orders

Your Sales to Date



[View Your Orders](#)



Manage Contacts

CatalogHost.com includes tools to promote your shopping links to ensure you earn credit for your sales.

Manage My Contacts



2

Contacts in your list

[Manage Your Contacts](#)

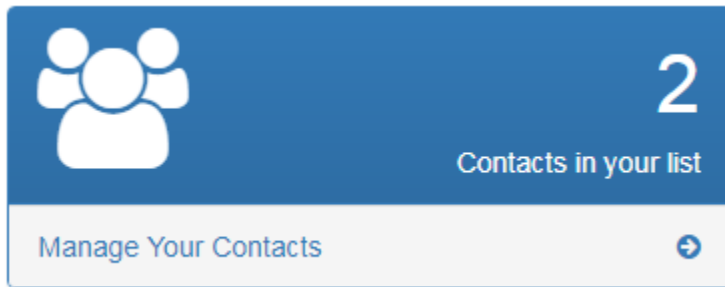


Tips for Success

By using these tools, you'll be able to stay focused on your team or organization. You'll also earn great prizes.


Tips for Success!

Click on Manager your Contacts....










A blue card with a white icon of three people. In the top right corner, the number '2' is displayed. Below the icon, the text 'Contacts in your list' is written. At the bottom, there is a button labeled 'Manage Your Contacts' with a right-pointing arrow icon.

Enter all family & friends emails you can think of....

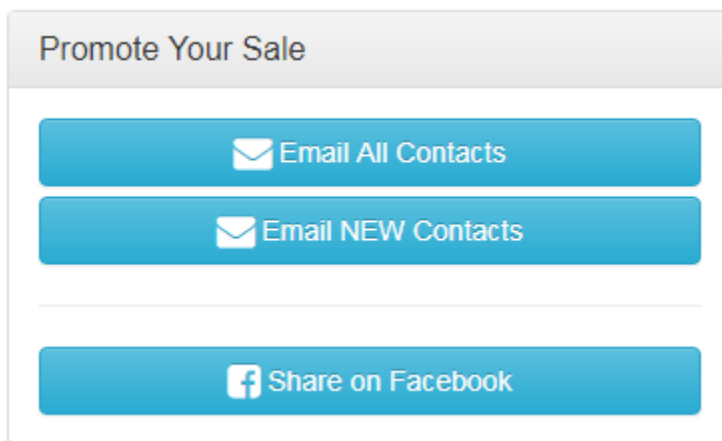


Manage Email Contacts


First	Last	Email	Status	Action
ROBIN	ARNOLD	ADMin@AMERICANCONCEPTS.COM	sent	  
BILLY	BAXTER	billy@americanconcepts.com	sent	  


 Add New Contact


Click on the "Email All Contacts" button.



Promote Your Sale

 Email All Contacts

 Email NEW Contacts

 Share on Facebook

An email will be sent to each email address asking them to participate in your sale and will include the link to take them there.

Dear ROBBIN,

I am writing to let you know about an important fundraiser for **Frank Seale Middle School**. I would appreciate your support. All you have to do is click on this link below and shop through this web portal. Anything purchased by clicking on this link will be credited to me, and the proceeds will go to **Frank Seale Middle School**.

[Shopping Link](#) Thank you for your support!

WHAT CAN I DO WITH MY SELLER ID!

Once a student is registered to participate with their schools online sales program, they need to login and find their SELLER ID# which will start with the letter "C".

Welcome, ROBBIN!

User: **ROBBIN1**
Seller ID: **C004002**
Program ID: **170501300**
Organization:

They can share this seller ID with friends and families and have them go to our website: www.americanconcepts.com and click on the "ONLINESHOP" icon at the top of the page.



Once on our webpage they can click the "GET STARTED" button and start shopping.

Get Started!

Click the button below to go straight to the shopping portal.
if you haven't already entered your seller number or
program number, you will be prompted in a pop-up window.

Shop Now